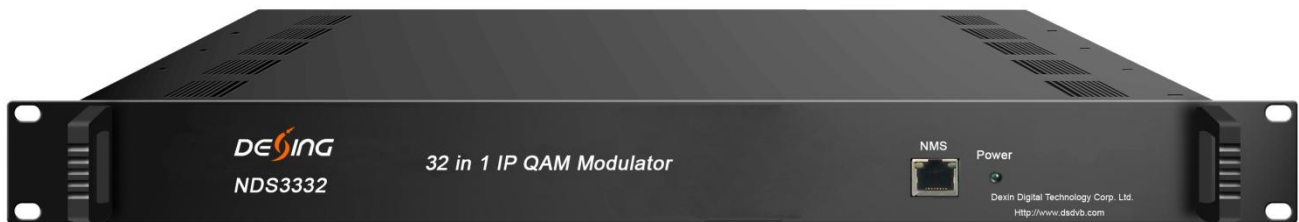




**NDS3332**

**32 in 1 IP QAM Modulator**



## Product Overview

NDS3332 32 in 1 IP QAM modulator is DEXIN Mux-scrambling-modulating all-in-one device. It supports maximum 1024 IP input through the GE port and 32 multiplexing scrambling QAM (DVB-C) modulating channels with non-adjacent carriers (50MHz~960MHz) output through the RF output interface. Its pay-as-you-grow modular design and flexible configuration are making it extremely scalable, very reliable with high performance, all of which are adaptable to newly generation CATV broadcasting system.



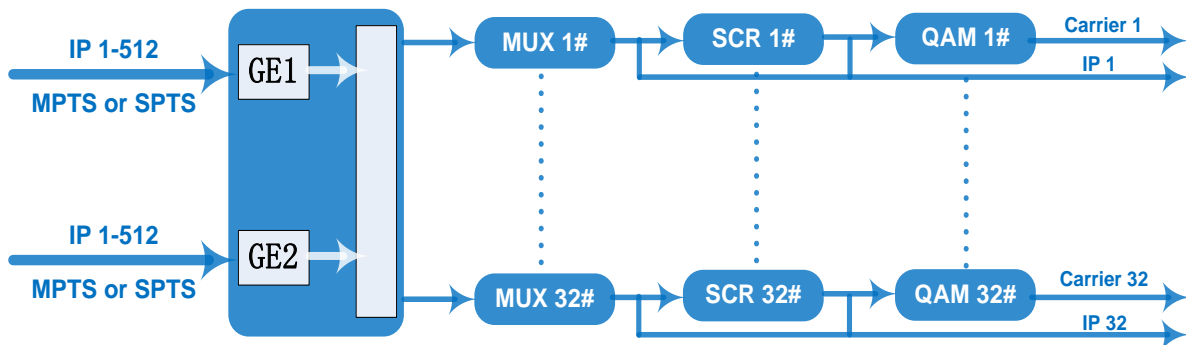
All the specifications are subject to change without any further notice. All rights reserved.

Add: No. 10 & No. 12, Wuxing Fourth Road, Wuhou District, Chengdu 610045, Sichuan, PR China  
www.dsdtvb.com/English Tel: +86-028-85558928 Fax: +86-028-85585255 Email: sunyu@dsdtvb.com

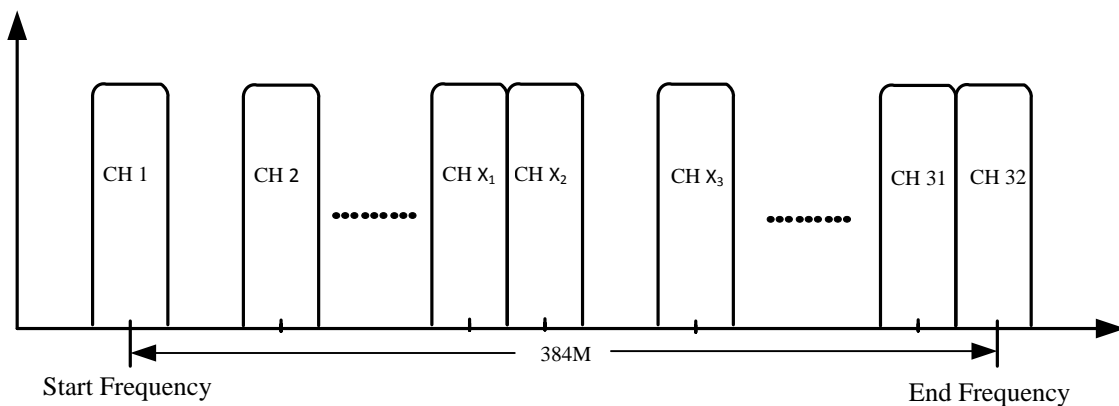
## Key Features

- 2 GE input, Data1 and Data2 (SFP interface optional)
- Supports up to 1024 channels TS over UDP/RTP, unicast and multicast, IGMP v2/v3
- Max 840Mbps for each GE input
- Supports accurate PCR adjusting/CA filtering, PID remapping and PSI/SI editing
- Supports up to 256 PIDS remapping per channel
- Support 32 multiplexed or scrambled TS over UDP/RTP/RTSP output
- 32 non-adjacent QAM carriers output, compliant to DVB-C (EN 300 429) and ITU-T J.83 A/B
- Supports RS (204,188) encoding
- Support Web-based Network management

## Inner Principle Chart



## Carrier Setting Illustration



## Specifications

<b>Input</b>	Input	512×2 IP input, 2*100/1000M Ethernet Port(SFP interface optional)		
	Transport Protocol	TS over UDP/RTP, unicast and multicast, IGMP V2/V3		
	Transmission Rate	Max 840Mbps for each GE input		
<b>Mux</b>	Input Channel	1024		
	Output Channel	32		
	Max PIDs	256 per channel		
	Functions	PID remapping(auto/manually optional)		
		PCR accurate adjusting		
PSI/SI table automatically generating				
<b>Scrambling Parameters</b>	Max simulcrypt CA	4		
	Scramble Standard	ETR289, ETSI 101 197, ETSI 103 197		
	Connection	Local/remote connection		
<b>Modulation Parameters</b>	DVB-C Modulator Section	J.83A	Constellation : 16/32/64/128/256QAM Bandwidth :8M	
		J.83B	Constellation : 64QAM/ 256QAM Bandwidth :6M	
	QAM Channel	32 non-adjacent carrier		
	Modulation Standard	EN300 429/ITU-T J.83A/B(DVB-C)		
	Symbol Rate	5.0~7.0Msps, 1ksps stepping		
	Constellation	16, 32, 64 , 128, 256QAM		
	FEC	RS (204, 188)		
	<b>RF Output</b>	Interface	1 F typed output port for 32 carriers, 75Ω	
		RF Range	50~960MHz, 1kHz stepping	
Output Level		-20dBm~+10dBm(87~117dbμV), 0.1dB stepping		
MER		≥ 40dB		
<b>TS output</b>	32 IP output over UDP/RTP/RTSP, unicast/multicast, 2*100/1000M Ethernet Ports (SFP)			
<b>System</b>	Network management software (NMS) supporting			
<b>General</b>	Demission	420mm×440mm×44.5mm (WxLxH)		
	Temperature	0~45℃(operation), -20~80℃(storage)		
	Power Supply	AC 100V±10%, 50/60Hz or AC 220V±10%, 50/60Hz		

## System Connection Sample (IP Based)

